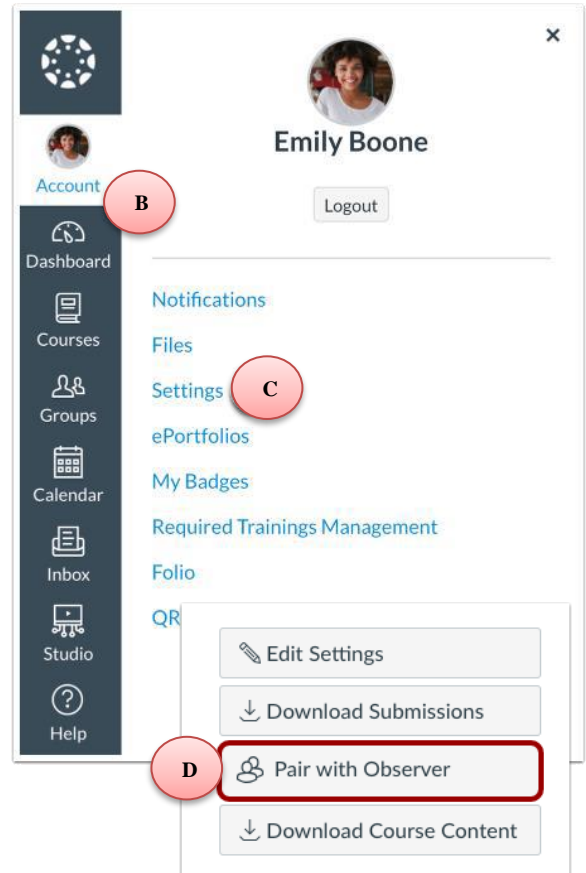
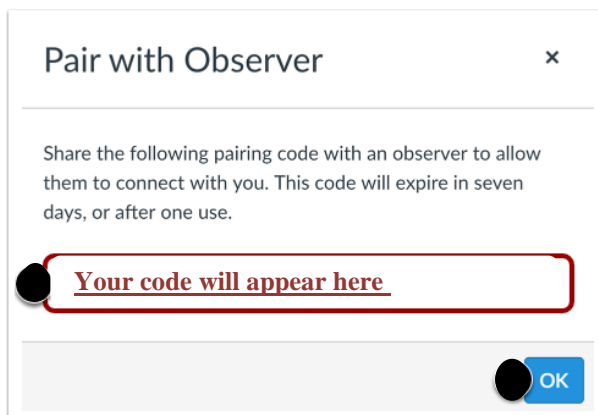


# HOW PARENTS CAN BECOME AN OBSERVER OF THEIR STUDENT'S CANVAS ACCOUNT

2023.2024

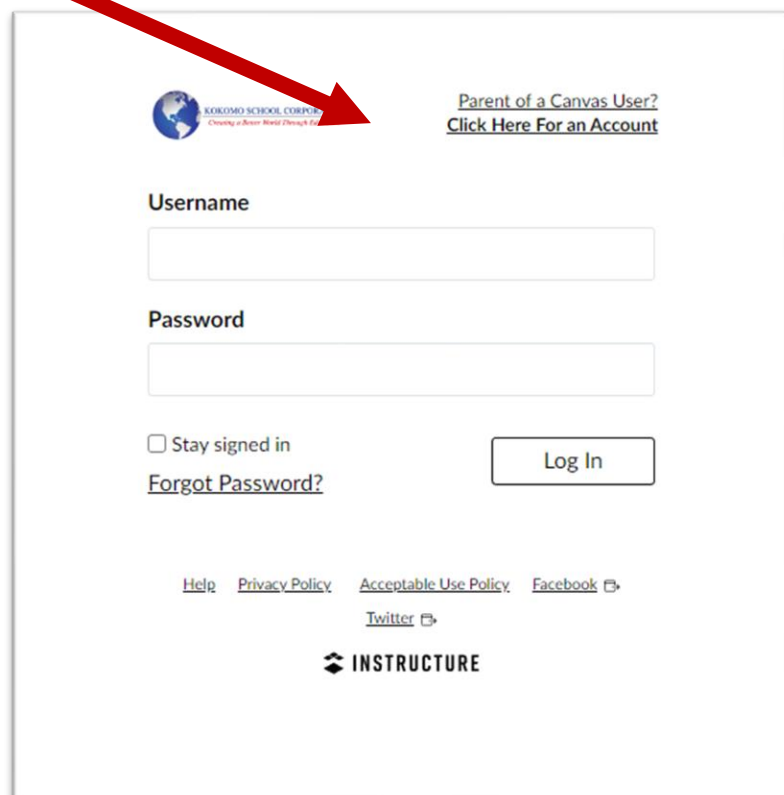
1. First, the student must generate a **pairing code** in their Canvas account.

- The student must log into Canvas
- Click on the Account icon
- Click on Settings
- Click on Pair with Observer
- Make a note of the 6 digit pairing code and then click OK. The code will expire in 7 days. You must have this to create your account.



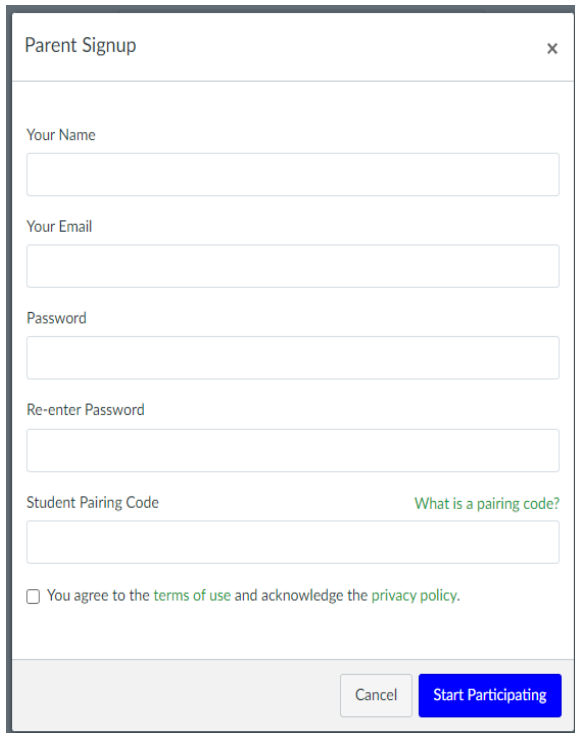
2. Log into <https://kokomoschools.instructure.com/login/canvas> and click on “Parent of a Canvas User? Click Here For an Account”

3. Complete Parent Sign Up form



# HOW PARENTS CAN BECOME AN OBSERVER OF THEIR STUDENT'S CANVAS ACCOUNT

2023.2024



- Enter your name
- Enter your email address
- Create a password – must be at least 8 characters long with at least one character being a letter and one character being a number
- Re-type your password
- Enter the pairing code that was generated by the student (see above)
- Click “You agree to the terms of use and acknowledge the privacy policy.”
- Click “Start Participating”

4. *You should be able to start observing your student’s Canvas account immediately. You will be able to see assignment due dates, announcements, and other course content. You will not be able to participate in the course. You will only be allowed to view it.*

- If you have **another** middle or high school student in Kokomo Schools that you want to observe, follow these steps:
  - Have the student create a pairing code following the instructions above.
  - Go to <https://kokomoschools.instructure.com/login/canvas> and log into the parent account you created.
  - Click “Account”
  - Click “Settings”
  - Click Observing
  - Enter the pairing code provided by the additional student and click the “+Student” button.

